

ASIAN EQUITIES FUND

FUND STRATEGY

The Fund invests in Asian companies where we identify a compelling value proposition through the application of the Cooper Investors' proprietary VoF investment process. We focus on companies with high standards of corporate governance, and with management that think and act like owners. The Fund generally holds 30-70 high conviction stocks across Asia.

FUND FACTS

Portfolio Manager	Qiao Ma
Structure	Asia ex-Japan (AUD unhedged)
Inception Date	2 July 2007
Benchmark MSCI	MSCI All Countries Asia excluding Japan in Australian dollars net dividends
Management Fee	1.20%, per annum of the Net Asset Value (inclusive of GST and net of any RITC)
Performance Fee	15% of the Fund's out-performance of the Benchmark plus GST (calculated and paid monthly in arrears directly from the Fund). A high water mark applies
Unit Pricing	Daily applications and redemptions
Minimum Investment	\$20,000
Maximum Cash	10% of the Net Asset Value

FUND PERFORMANCE - NET RETURNS[#]

	Portfolio	Benchmark	Value Added
Rolling 10 Year	9.27%	9.29%	-0.02%
Since Inception*	8.74%	5.41%	3.33%
Since Inception [^]	246.16%	118.43%	127.73%
1 month	-1.20%	0.21%	-1.41%
Rolling 6 months	-17.21%	-10.14%	-7.07%
Rolling 1 Year*	-17.70%	-14.14%	-3.56%
Rolling 3 Year*	0.80%	2.32%	-1.52%
Rolling 5 Year*	6.26%	6.25%	0.01%
Rolling 7 Year*	4.41%	5.02%	-0.61%

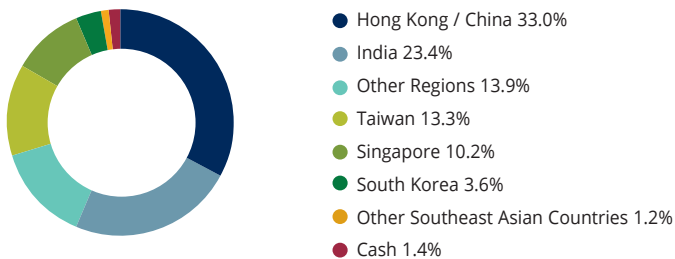
* Annualised

[^] Cumulative (inception date was 2 July 2007).

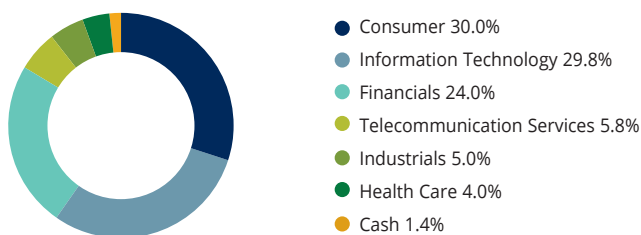
[#] Net of fees and expenses.

Note: The historical figures are derived from the historical returns of the existing Cooper Investors Asian Equities Fund Wholesale Class, net of fees and costs that are applicable to the Retail Class units. Past performance is not a reliable indicator of future performance.


CURRENT GEOGRAPHICAL EXPOSURE



CURRENT HOLDINGS BY SECTOR



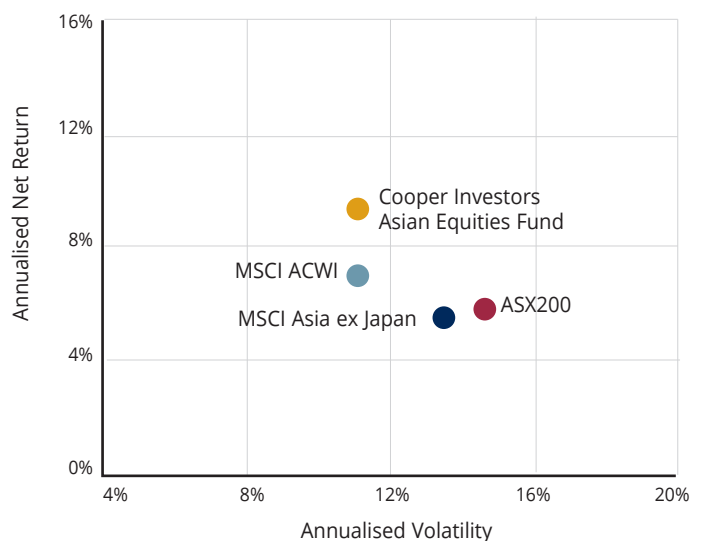
CURRENT HOLDINGS BY MANAGEMENT TYPE



PORTFOLIO SNAPSHOT

Stock	Investment category
WNS	Growth
Singapore Exchange	Stalwart
ICICI Bank	Turnarounds
Samsung Electronics	Cyclicals

RETURNS AND VOLATILITY (SINCE INCEPTION)



Equity Trustees Limited ("Equity Trustees") (ABN 46 004 031 298), AFSL 240975, is the responsible entity of, and issuer of units in the Cooper Investors Asian Equities Fund ("the Fund") and has issued this Monthly Factsheet. Equity Trustees is a subsidiary of EQT Holdings Limited (ABN 22 607 797 615), a publicly listed company on the Australian Securities Exchange (ASX: EQT). The investment manager for the Fund is Cooper Investors Pty Limited ("Cooper Investors") (ABN 26 100 409 890), AFSL 221794. This publication has been prepared to provide you with general information only and should not be construed as financial product advice or an opinion or recommendation in relation to the Fund. The preparation of this information did not take into account the investment objectives, financial situation or particular needs of any particular person. It is not intended to take the place of professional advice and you should not take action on specific issues in reliance on this information. Investors should obtain individual financial advice based on their own particular circumstances before making any investment decision. Neither Equity Trustees, Cooper Investors nor any of their related parties, their employees or directors, provide any warranty of accuracy or reliability in relation to such information or accept any liability to any person who relies on it, nor is there any guarantee of performance or success. To the maximum extent permissible under law, neither Equity Trustees, Cooper Investors nor any of their related parties, their employees, directors or agents, accept any liability for any loss or damage in connection with the use of or reliance on all or part of, or any omission, inadequacy or inaccuracy in, the information in this publication. Past performance should not be taken as an indicator of future performance. You should obtain a copy of the Product Disclosure Statement ("PDS") and target market determination ("TMD") for the Fund and consider those documents before making a decision about whether to invest in the Fund. The PDS and TMD can be found at www.cooperinvestors.com. A TMD is a document which describes who this financial product is likely to be appropriate for (i.e. the target market), and any conditions around how the product can be distributed to investors. It also describes the events or circumstances where we may need to review the TMD for this financial product. Copyright - Copyright in this publication is owned by Cooper Investors. You may use the information in this publication for your own personal use, but you must not (without Cooper Investors' consent) alter, reproduce or distribute any part of this publication, transmit it to any other person or incorporate the information into any other document.