

ASIAN EQUITIES FUND

FUND STRATEGY

The Fund invests in Asian companies where we identify a compelling value proposition through the application of the Cooper Investors' proprietary VoF investment process. We focus on companies with high standards of corporate governance, and with management that think and act like owners. The Fund generally holds 30-70 high conviction stocks across Asia.

FUND FACTS

Portfolio Manager	Qiao Ma
Structure	Asia ex-Japan (AUD unhedged)
Inception Date	2 July 2007
Benchmark MSCI	MSCI All Countries Asia excluding Japan in Australian dollars net dividends
Management Fee	1.20%, per annum of the Net Asset Value (inclusive of GST and net of any RITC)
Performance Fee	15% of the Fund's out-performance of the Benchmark plus GST (calculated and paid monthly in arrears directly from the Fund). A high water mark applies
Unit Pricing	Daily applications and redemptions
Minimum Investment	\$20,000
Maximum Cash	10% of the Net Asset Value

FUND PERFORMANCE - NET RETURNS[#]

	Portfolio	Benchmark	Value Added
Rolling 10 Year	10.82%	8.66%	2.16%
Since Inception*	10.33%	6.02%	4.31%
Since Inception [^]	265.17%	116.11%	149.06%
1 month	2.58%	0.41%	2.17%
Rolling 6 months	1.30%	0.53%	0.77%
Rolling 1 Year*	7.71%	10.80%	-3.09%
Rolling 3 Year*	11.80%	7.87%	3.93%
Rolling 5 Year*	8.45%	9.60%	-1.15%
Rolling 7 Year*	11.59%	10.58%	1.01%

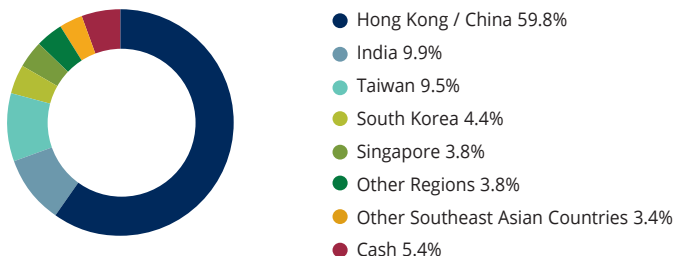
* Annualised

[^] Cumulative (inception date was 2 July 2007).

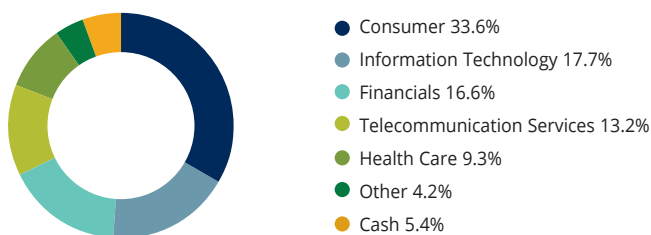
Past performance is not a reliable indicator of future performance.

[#] Note: The historical figures are derived from the historical returns of the existing Cooper Investors Asian Equities Fund Wholesale Class, net of fees and costs that are applicable to the Retail Class units.

CURRENT GEOGRAPHICAL EXPOSURE



CURRENT HOLDINGS BY SECTOR



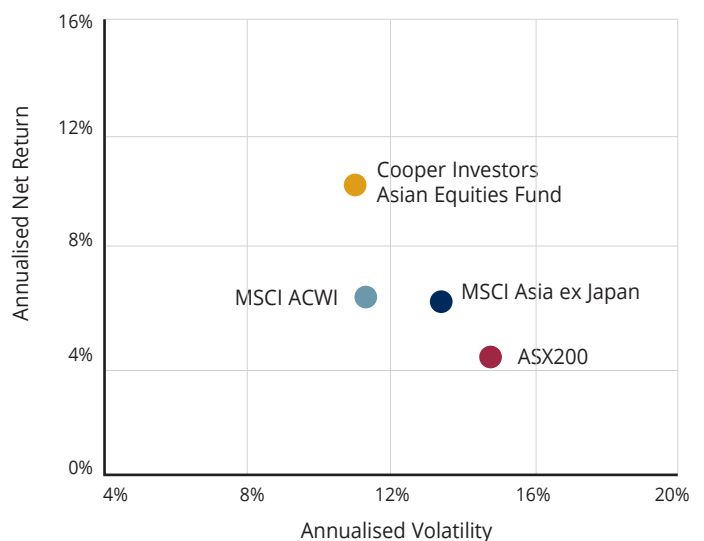
CURRENT HOLDINGS BY MANAGEMENT TYPE



PORTFOLIO SNAPSHOT

Stock	Investment category
WNS	Growth
Singapore Exchange	Stalwart
Sun Art	Turnarounds
Huazhu Group	Cyclicals

RETURNS AND VOLATILITY (SINCE INCEPTION)



This fact sheet has been prepared by Cooper Investors Pty Limited (ABN 26 100 409 890, AFSL no. 221794) (Cooper Investors). It relates to the Cooper Investors Asian Equities Fund ARSN 639 516 055 (Fund). Equity Trustees Limited (ABN 46 004 031 298, AFSL no. 240975) is the responsible entity of, and issuer of units in, the Fund. The information in this fact sheet is general only and has been prepared without taking into account any person's objectives, financial situation or needs. Therefore, each person should, before acting on any such information, consider its appropriateness, having regard to their objectives, financial situation and needs. A decision about investing in the Fund, or remaining in the Fund, should only be made after considering the PDS for the Fund which can be found at www.cooperinvestors.com. Cooper Investors is the investment manager of the Fund. To the maximum extent permissible under law, Cooper Investors, and its directors, employees or agents, do not accept any liability for any loss or damage in connection with the use of or reliance on all or part of, or any omission inadequacy or inaccuracy in, the information in this fact sheet.

Copyright - Copyright in this publication is owned by Cooper Investors. You may use the information in this publication for your own personal use, but you must not (without Cooper Investors' consent) alter, reproduce or distribute any part of this publication, transmit it to any other person or incorporate the information into any other document.