

ASIAN EQUITIES FUND – WHOLESALE CLASS

MONTHLY FACT SHEET | 31 OCTOBER 2021

FUND STRATEGY

The Fund invests in Asian companies where we identify a compelling value proposition through the application of the Cooper Investors' proprietary VoF investment process. We focus on companies with high standards of corporate governance, and with management that think and act like owners. The Fund generally holds 30-70 high conviction stocks across Asia.

FUND FACTS

Portfolio Manager	Qiao Ma
Structure	Asia ex-Japan (AUD unhedged)
Inception Date	2 July 2007
Benchmark MSCI	MSCI All Countries Asia excluding Japan in Australian dollars net dividends
Management Fee	Maximum 1.13% per annum of the Net Asset Value (inclusive of GST and net of any RITC)
Performance Fee	15% of the Fund's out-performance of the Benchmark plus GST (calculated and paid monthly in arrears directly from the Fund). A high water mark applies
Unit Pricing	Every Wednesday and the last business day of the month.
Minimum Investment	\$500,000
Maximum Cash	10% of the Net Asset Value

FUND PERFORMANCE – NET RETURNS[#]

	Portfolio	Benchmark	Value Added
Rolling 10 Year	12.52%	11.20%	1.32%
Since Inception*	10.65%	6.39%	4.26%
Since Inception [^]	326.48%	143.06%	183.42%
1 month	-2.94%	-2.52%	-0.42%
Rolling 6 months	-0.05%	-4.45%	4.40%
Rolling 1 Year*	7.55%	5.48%	2.07%
Rolling 3 Year*	15.36%	11.78%	3.58%
Rolling 5 Year*	12.40%	11.06%	1.34%
Rolling 7 Year*	9.85%	9.84%	0.01%

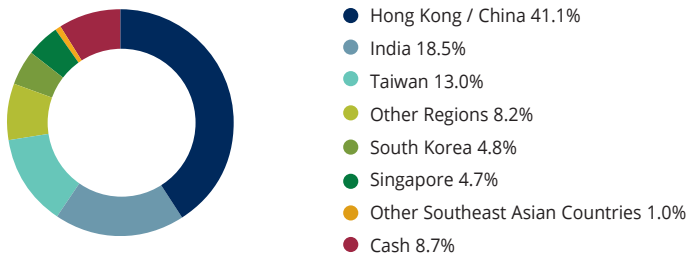
* Annualised

[^] Cumulative (inception date was 2 July 2007).

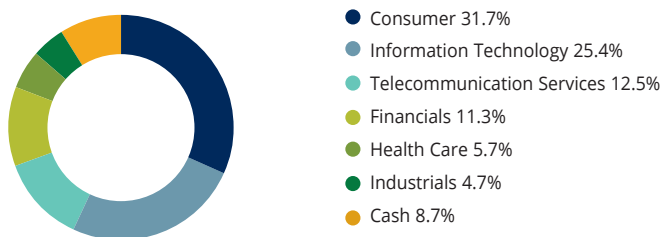
[#] Net of fees and expenses

Past performance is not a reliable indicator of future performance.


CURRENT GEOGRAPHICAL EXPOSURE



CURRENT HOLDINGS BY SECTOR



CURRENT HOLDINGS BY MANAGEMENT TYPE



PORTFOLIO SNAPSHOT

Stock	Investment category
WNS	Growth
Singapore Exchange	Stalwarts
Dabur India	Turnarounds
Samsung Electronics	Cyclicals

RETURNS AND VOLATILITY (SINCE INCEPTION)

