

GLOBAL EQUITIES FUND (HEDGED)

FUND STRATEGY

The Fund will invest in global equities where we identify a compelling value proposition through the application of our VoF investment process. We focus on stocks with management that display proprietorial behaviours such as family and founder-linked companies, owner-operator business models or focused teams charged with driving change. The Fund may differ significantly from the benchmark, will generally hold 30-50 stocks and be fully invested. The Fund may invest in stocks of any size however investments will typically be in medium or larger-sized companies (US\$5-75bn market capitalisation).

FUND FACTS

Portfolio Manager	Chris Dixon, Allan Goldstein
Structure	Global Equities Fund, \$AUD hedged
Inception Date	1 December 2004
Management Fee	1.20% per annum inclusive of GST
Benchmark MSCI	All Countries World Index 100% Hedged to AUD Net Dividends Index.
Distribution	Bi-Annually
Performance Fee	10% of the Fund's out-performance of the Benchmark plus GST. A high water mark applies.
Maximum Cash	10%
Minimum Investment	\$20,000

FUND PERFORMANCE – NET RETURNS[#]

	Portfolio	Benchmark	Value Added
Rolling 10 Year	12.13%	10.08%	2.05%
Since Inception*	10.43%	8.14%	2.29%
Since Inception [^]	385.33%	247.62%	137.71%
1 month	-1.86%	-2.52%	0.66%
Rolling 6 months	13.54%	11.14%	2.40%
Rolling 1 Year*	6.55%	1.72%	4.83%
Rolling 3 Year*	6.83%	4.57%	2.26%
Rolling 5 Year*	9.93%	7.85%	2.08%
Rolling 7 Year*	10.13%	8.44%	1.69%

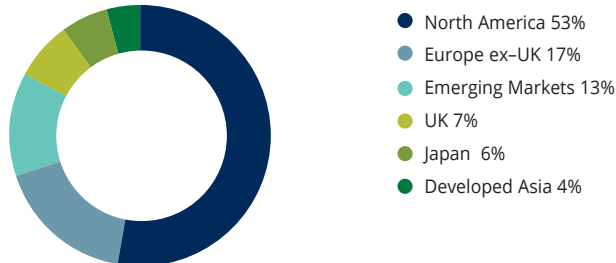
* Annualised

[^] Cumulative (inception date was 1 December 2004). Initially the Fund invested predominantly in Australian equities. However, since May 2006 the Fund has been invested in a broad range of global equities. Past performance is not a reliable indicator of future performance.

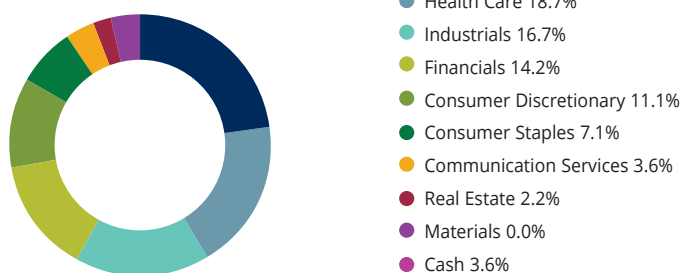
[#] Net of fees and expenses

CURRENT GEOGRAPHICAL EXPOSURE BY SOURCE OF REVENUES

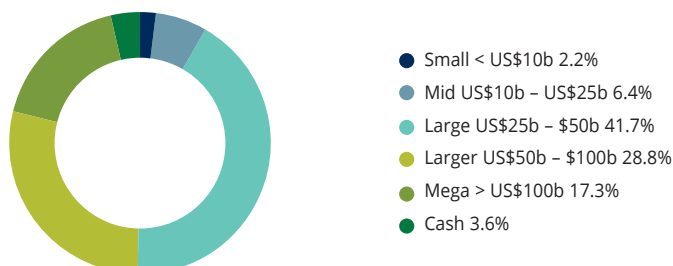
(Data updated at the start of each calendar quarter)



CURRENT HOLDINGS BY SECTOR



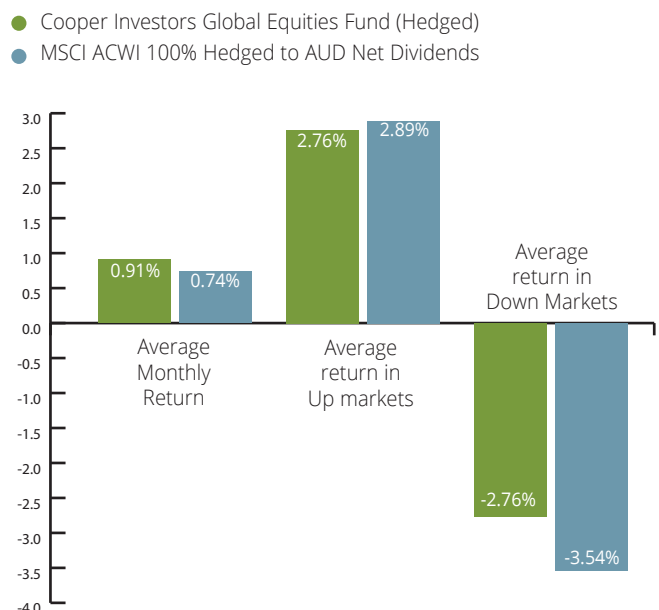
CURRENT HOLDINGS BY MARKET CAPITALISATION



PORTFOLIO SNAPSHOT

Stock	Subsets of Value
Constellation Software	Growth
Danaher	Stalwarts
Ferguson	Cyclicals
Ferrovial	Bond like equities
Sony Corp	Asset Plays
Envista Holdings	Low Risk Turnarounds

SINCE INCEPTION RETURNS IN UP AND DOWN MARKETS



Terms and Conditions Information contained in this publication – This fact sheet relates to the Cooper Investors Global Equities Fund (Hedged) ARSN 619 802 890 (Fund). Equity Trustees Limited (EQT) is the responsible entity of, and issuer of units in, the Fund. An investment in the Fund should only be made after considering the PDS for the Fund which can be found at www.cooperinvestors.com. Cooper Investors Pty Limited (ABN 26 100 409 890), Australian Financial Services Licence (221794) is the investment manager of the Fund. Cooper Investors has prepared this fact sheet without taking into account the investment objectives, financial situation or particular needs of any individual investor, and you should not rely on the information contained in this publication. This publication contains factual information only and is prepared for existing investors in the Fund only and should not be construed as financial product advice.

Copyright Copyright in this publication is owned by Cooper Investors. You may use the information in this publication for your own personal use, but you must not (without Cooper Investors' consent) alter, reproduce or distribute any part of this publication, transmit it to any other person or incorporate the information into any other document.