

Cooper Investors Global Equities Fund (Hedged)



MONTHLY FACT SHEET | SEPTEMBER 2024

FUND STRATEGY

The Fund will invest in global equities where we identify compelling Risk Adjusted Value Latency. We apply the CI Way and VoF investment process (www.cooperinvestors.com/about-us) across a focused watchlist of companies identified through both qualitative and quantitative research, along with an extensive company visitation programme. Diversification of risks is achieved through owning businesses across different Subsets of Value, industries, regions and sizes. The Fund may differ significantly from the benchmark, may invest in stocks of any size, and will generally be fully invested in 30-50 holdings. The manager will use forward exchange contracts or options to hedge out most currency risk on the foreign assets.

FUND FACTS

Portfolio Managers	Marcus Guzzardi and Geoffrey Di Felice
Structure	Global Equities Fund, \$AUD hedged
Inception Date	1 December 2004
Management Fee	1.20% per annum inclusive of GST
Benchmark	MSCI All Countries World Index 100% Hedged to AUD Net Dividends
Distribution	Bi-Annually
Performance Fee	10% of the Fund's out-performance of the Benchmark plus GST. A high water mark applies
Maximum Cash	12%
Minimum Investment	\$20,000

FUND PERFORMANCE – NET RETURNS[#]

	Portfolio	Benchmark	Relative
1 month	2.46%	1.84%	0.62%
Rolling 6 months	0.52%	8.01%	-7.49%
Rolling 1 Year	16.88%	28.49%	-11.61%
Rolling 3 Year [*]	0.81%	7.51%	-6.70%
Rolling 5 Year [*]	7.39%	10.83%	-3.44%
Rolling 7 Year [*]	7.84%	9.57%	-1.73%
Rolling 10 Year [*]	9.07%	9.76%	-0.69%
Since Inception [*]	9.89%	9.08%	0.81%
Since Inception [^]	549.80%	460.94%	88.86%

^{*} Annualised

[^] Cumulative (inception date was 1 December 2004). Initially the Fund invested predominantly in Australian equities. However, since May 2006 the Fund has been invested in a broad range of global equities.

With effect from 1 October 2020, the benchmark changed to the MSCI ACWI 100% Hedged to AUD Net Dividends (previously MSCI AC World net dividends in local currency)

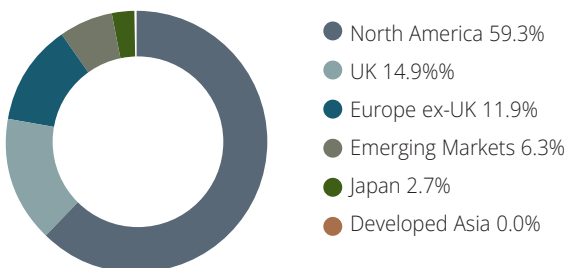
[#] Net of fees and expenses

Past performance is not a reliable indicator of future performance

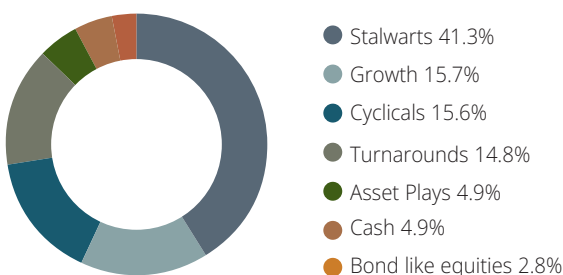
Source: Internal CI data reports, 30 September 2024

CURRENT GEOGRAPHICAL EXPOSURE BY SOURCE OF REVENUES

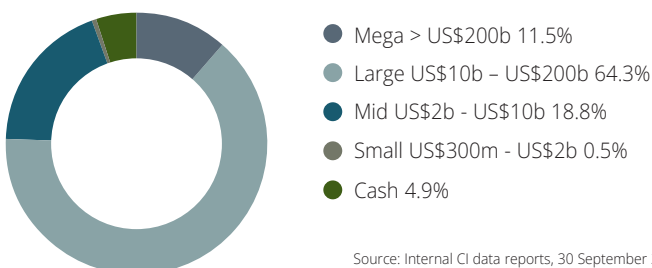
(Data updated at the start of each calendar quarter)



CAPITAL ALLOCATION VIA SUBSETS OF VALUE



CURRENT HOLDINGS BY MARKET CAPITALISATION



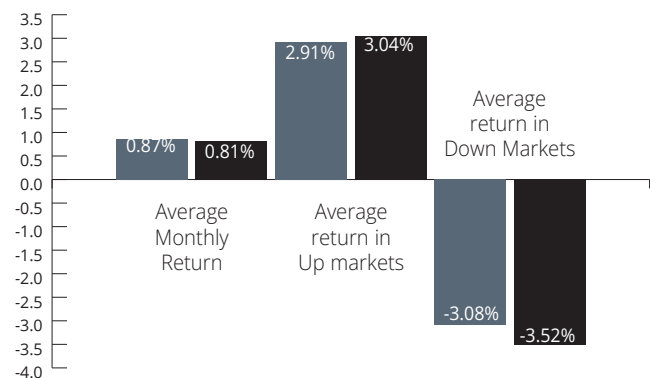
Source: Internal CI data reports, 30 September 2024

PORTFOLIO SNAPSHOT

Stock	Subsets of Value
Booking Holdings	Growth
London Stock Exchange	Stalwarts
Ferguson	Cyclicals
Ferrovial	Bond like equities
Sony Corp	Asset Plays
Frontier Communications	Turnarounds

SINCE INCEPTION NET RETURNS IN UP AND DOWN MARKETS

- Cooper Investors Global Equities Fund (Hedged)
- MSCI ACWI 100% Hedged to AUD Net Dividends



Inception date was 1 December 2004. Initially the Fund invested predominantly in Australian equities. However, since May 2006 the Fund has been invested in a broad range of global equities.

Net of fees and expenses

Past performance is not a reliable indicator of future performance

Source: Internal CI data reports, 30 September 2024