

Cooper Investors Global Equities Fund (Hedged)



QUARTERLY REPORT December 31, 2024

AFS LICENCE NUMBER 221794 ABN 26 100 409 890

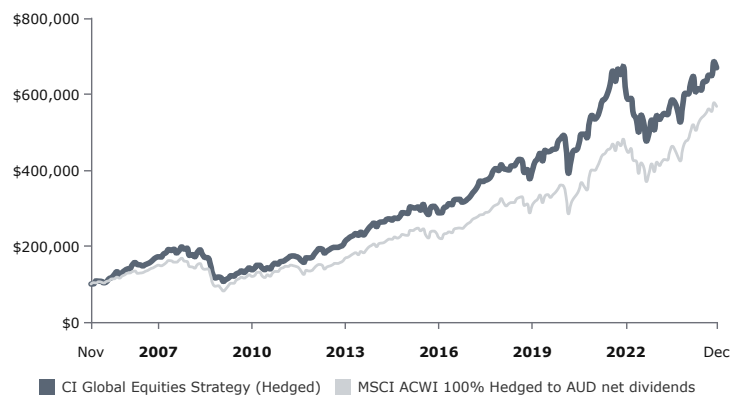
Performance Summary

Net of fees and expenses	3M	FYTD	1Y	3Y*	5Y*	10Y*	Inception*	FY2024	FY2023	FY2022	FY2021	FY2020
CI Global Equities Strategy (Hedged) %	3.03	9.63	11.18	-0.14	6.71	8.83	9.93	7.35	13.66	-16.85	32.87	0.26
MSCI ACWI 100% Hedged to AUD net dividends %	1.21	5.93	19.57	5.66	9.50	9.52	9.03	19.42	14.64	-13.64	35.32	0.79
Relative %	1.82	3.70	-8.39	-5.80	-2.79	-0.69	0.90	-12.07	-0.98	-3.21	-2.45	-0.53

Past performance is not a reliable indicator of future performance
Source: Internal CI data reports, December 31, 2024

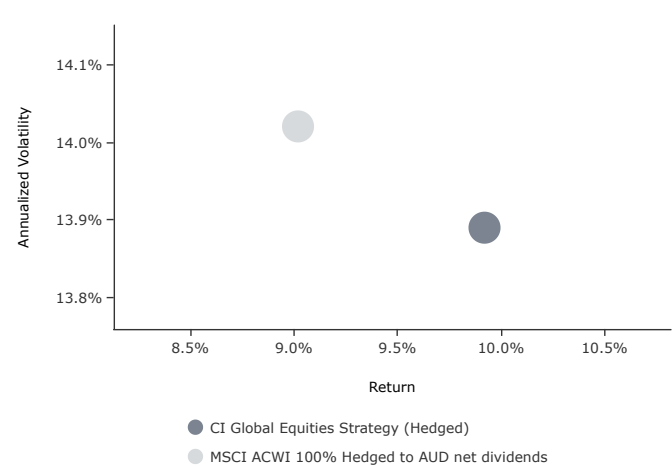
Inception Date: 1 December 2004. Initially, the Fund invested predominately in Australian equities. However since May 2006, the Fund has been invested in a broad range of global equities. With effect from 1 October 2020, the benchmark changed to the MSCI ACWI 100% Hedged to AUD Net Dividends (previously MSCI AC World net dividends in local currency).
*Annualised

\$100K INVESTED SINCE INCEPTION (NET)



Past performance is not a reliable indicator of future performance
Source: Internal CI data reports, December 31, 2024

RISK/RETURN SINCE INCEPTION (PER ANNUM)



“

"But all along, Tim and I were aligned on differentiating talent, continuing to infuse fresh new talent" – Pat Ryan, Founder Ryan Specialty

"And if there was a secret sauce that separates us from our competitors... many of our superstars today came through that program 10 years ago." – Tim Turner, CEO Ryan Specialty

”

Quarterly Highlights

The portfolio returned 3.0% for the quarter and compared to the benchmark return of 1.2%¹.

¹ Past performance is not a reliable indicator of future performance.

Portfolio Insights & Market Observations

The largest contributors to returns were **Booking Holdings (BKNG)** and **Liberty Formula One (FWONK)**.

BKNG is the leading global travel platform (larger than Airbnb and Expedia combined on an annual room nights booked basis). Operating trends continue to be strong driven by tailwinds from global travel demand and new CFO Ewout Steenbergen finding cost efficiencies following a period of investment. This resulted in third quarter revenue growth of 9% driving Earnings Per Share growth of 16%, a run rate we believe is now sustainable for the business. BKNG has been a highly successful investment, delivering returns of 130% since our first investment in December 2022. But going forward we see less value latency and have consequently begun to redeploy capital into more compelling opportunities.

FWONK is the owner the Formula One, the oldest and most prestigious global motor racing competition. As described in our September Quarterly Letter with our commentary on TKO Holdings, we are attracted to Sports Content assets. FWONK's operating trends continue to be strong on the track and with fan engagement, this is driving incremental monetisation, including the announcement in October of LVMH signing a 10-year global partner agreement, outbidding legacy sponsor Rolex. We continue to see significant value latency in FWONK, including improved monetisation across their key value drivers (Media Rights, Race Promotion and Commercial), the recent acquisition of MotoGP, and the enhanced strategic value from the impending spin-off of Liberty Live Group, which will result in FWONK converting from a tracking stock to an asset backed company.

The largest detractors to returns were **Eurofins Scientific (ERF)** and **Ashtead Group (AHT)**.

ERF was one of the top performers last quarter as the company appeared as though it had begun to execute following several years of disappointing performance. But their Q3 update showed weaker organic growth than expected and the stock gave up most of its Q3 gains. We met the company the following day at their Investor Day in London. The deterioration in organic growth appears to be driven by an idiosyncratic event with one pharma customer that does not signal a broader issue. We continue to see ERF on a journey to improve their economics by delivering on their strategic plan. But the stock remains challenged as investor trust is low; this was evident by the atmosphere in the room at their Investor Day, as this long-time market darling remains in the doghouse.

Ashtead Group is a leading equipment rental business that we have owned since March 2023 . AHT's Q3 results announced in December highlighted operating trends had deteriorated, with their US business delivering organic growth of 3% compared to their longer-term trend of 8%. Neither we, nor the market, anticipated this slowdown. The stock has fallen circa 22% since reporting (and down circa 14% for the quarter). In these circumstances it is crucial to determine the driver of these trends – do they signal a weakening of industry trends and AHT's competitive position? Our conclusion is that they do not. This has been driven by a short-term weakness in local construction markets and the long-term trends driving growth for demand in equipment rental remain strong and at current levels AHT is a compelling investment opportunity for the long-term, patient investor.

Stock In Focus

One of the Fund's larger investments is in US based wholesale insurance broker **Ryan Specialty Holdings (RYAN)**.

FOCUSED MANAGEMENT BEHAVIOUR

RYAN was founded in 2010 by Pat Ryan who is very familiar to us at Cooper Investors; the Global Fund was a long-term shareholder of another firm Pat founded, Aon Corporation.

Pat's career started as offering insurance directly to customers of his father's Ford dealership and by his mid-20s he had formed his own firm focusing on this endeavour. Within seven years had taken the company public and would ultimately grow it into one of the world's leading insurance brokers being Aon.

Pat left Aon in 2008 and a couple of years later started RYAN. It was at this time that Pat convinced Tim Turner (who was running leading wholesale broker CRC at the time) to join him. Pat and Tim are a "dynamic duo" with deep domain expertise and passion for talent development, customer service and winning. Over the last decade or so together they have grown RYAN into the second largest wholesale insurance broker.

RYAN listed in 2021 and in October of this year Pat moved to the Executive Chairman role with Tim taking over as CEO. Pat and his family own roughly half of the company today.

INDUSTRY AND STRATEGIC TRENDS

RYAN is primarily a wholesale insurance broker which means they sit between a retail broker (like Aon) and the insurance carrier to facilitate the coverage of hard to insure risks that cannot be covered by standard insurance contracts. This is known as the Excess & Surplus (E&S) market and insurers can set adequate pricing and terms to compensate them for perceived associated risk.

This is an important distinction and was core to Pat's founding of the business as he observed that risks were becoming larger and more complex (driven by things like significant jury verdicts, climate change, cyber threats and emergent health risks) and that the existing ecosystem was struggling to provide adequate insurance. Over the last decade, the E&S market has grown at a double-digit rate or roughly double that of the standard insurance market.

"The client will only use us if they need us, so we are building needs".

RYAN's strategy to exploit the E&S market opportunity has been to recruit and develop the best talent in the industry and then focus this talent via specialisations, for example cyber, transport or construction. Specialisation means RYAN's brokers are the de facto authorities on the most complex insurance niches, becoming a trusted partner within in the ecosystem. They also pride themselves on being nimble and faster than peers, with a healthy paranoia - "everyone else is smart, so it's a speed game".

This focus has also enabled RYAN to successfully grow its "Delegated Authority" business where RYAN takes on more of the responsibilities on behalf of the carrier for example underwriting, binding and administration. Under these relationships, RYAN are able to leverage existing expertise and share in the profits of the insurance contract itself (and as with broking, RYAN are not exposed to balance sheet risk).

VALUE LATENCY

RYAN currently trades on a circa 3.5% Free Cash Flow yield. The company has grown revenues double digit every year since its founding, and we believe given the structural tailwinds in insurance markets and E&S flows specifically that a 10% growth is sustainable as a base case (2024 organic growth should be circa 14%).

Beyond this are several identifiable latencies:

- Growth - additional product and service expansion for example RYAN established a presence in Europe and will continue to expand the Delegated Authority business

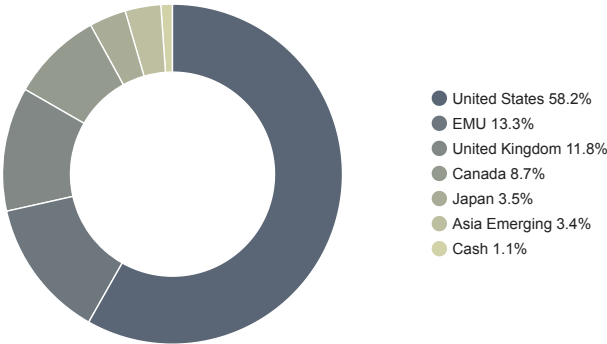
- Margins – the company is currently executing an efficiency program which will boost margins over the next year or so. Beyond this, as the higher margin Delegated Authority business grows this will also help to expand the margins at the group level.
- Capital Allocation - deployment of excess cash flows into M&A has been a very successful playbook for insurance brokers and RYAN is no exception having made 58 acquisitions since founding.

Portfolio Snapshot

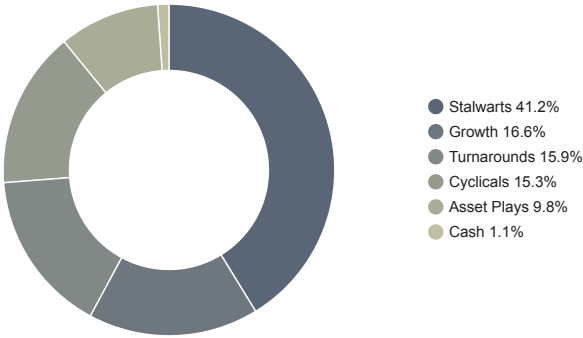
Source: Internal CI data reports, December 31, 2024

NAME	REGION	SUBSET
Frontier Communications Parent, Inc	North America	Turnarounds
Ryan Specialty Holdings, Inc. Class A	North America	Growth
London Stock Exchange Group plc	Europe	Stalwarts
Visa Inc. Class A	North America	Stalwarts
Liberty Media Corp. Series C Liberty Formula One	North America	Stalwarts

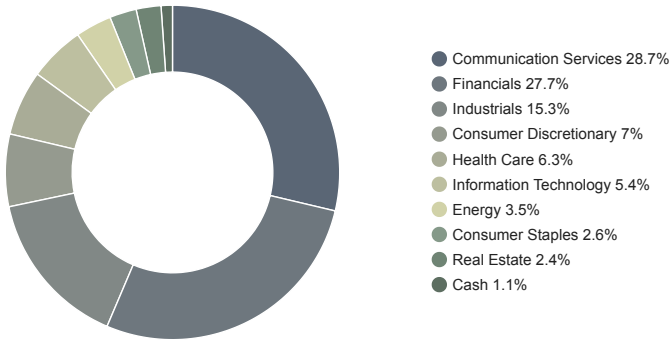
REGIONAL EXPOSURE



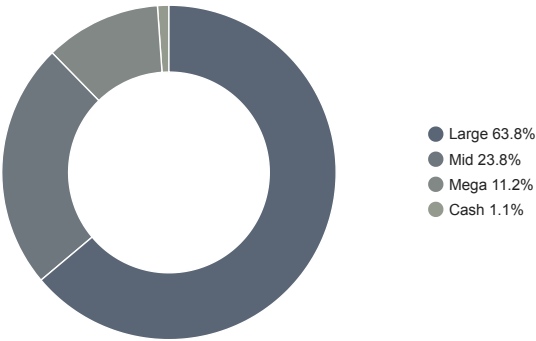
SUBSETS OF VALUE



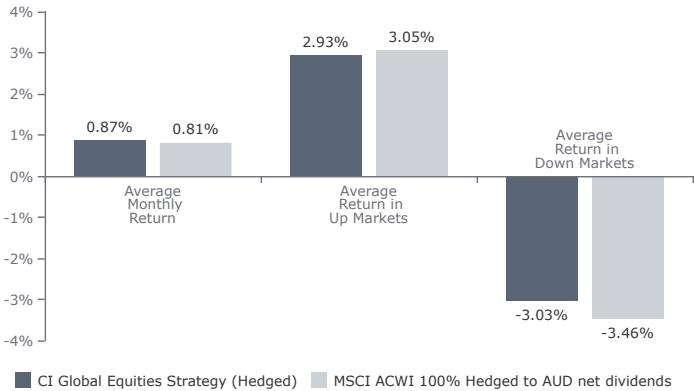
SECTOR EXPOSURE



MARKET CAPITALISATION



SINCE INCEPTION NET RETURNS IN UP/DOWN MARKETS



Further Information

Looking for further information regarding the Fund, please don't hesitate to get in touch:

🌐 www.cooperinvestors.com | ✉ clientrelations@cooperinvestors.com | ☎ +61 3 9660 2600

Equity Trustees Limited (“Equity Trustees”) (ABN 46 004 031 298), AFSL 240975, is the responsible entity of, and issuer of units in the Cooper Investors Global Equities Fund (Hedged) (“the Fund”) (ARSN 619 802 890) and has issued this publication. Equity Trustees is a subsidiary of EQT Holdings Limited (ABN 22 607 797 615), a publicly listed company on the Australian Securities Exchange (ASX: EQT). The investment manager for the Fund is Cooper Investors Pty Limited (“Cooper Investors”) (ABN 26 100 409 890), AFSL 221794. This publication has been prepared to provide you with general information only and should not be construed as financial product advice or an opinion or recommendation in relation to the Fund. The preparation of this information did not take into account the investment objectives, financial situation or particular needs of any particular person. It is not intended to take the place of professional advice and you should not take action on specific issues in reliance on this information. Investors should obtain individual financial advice based on their own particular circumstances before making any investment decision. Neither Equity Trustees, Cooper Investors nor any of their related parties, their employees or directors, provide any warranty of accuracy or reliability in relation to such information or accept any liability to any person who relies on it, nor is there any guarantee of performance or success. To the maximum extent permissible under law, neither Equity Trustees, Cooper Investors nor any of their related parties, their employees, directors or agents, accept any liability for any loss or damage in connection with the use of or reliance on all or part of, or any omission, inadequacy or inaccuracy in, the information in this publication. Past performance should not be taken as an indicator of future performance. You should obtain a copy of the Product Disclosure Statement (“PDS”) and target market determination (“TMD”) for the Fund and consider those documents before making a decision about whether to invest in the Fund. The PDS and TMD can be found at www.cooperinvestors.com. A TMD is a document which describes who this financial product is likely to be appropriate for (i.e. the target market), and any conditions around how the product can be distributed to investors. It also describes the events or circumstances where we may need to review the TMD for this financial product.

Copyright

Copyright in this publication is owned by Cooper Investors. You may use the information in this publication for your own personal use, but you must not (without Cooper Investors’ consent) alter, reproduce or distribute any part of this publication, transmit it to any other person or incorporate the information into any other document.